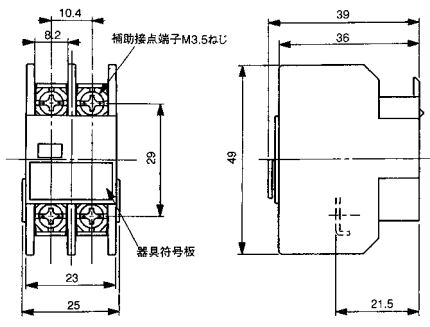
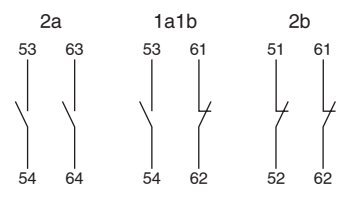
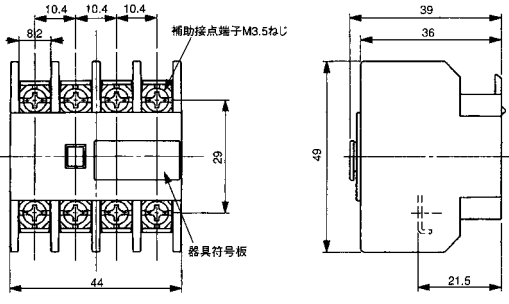
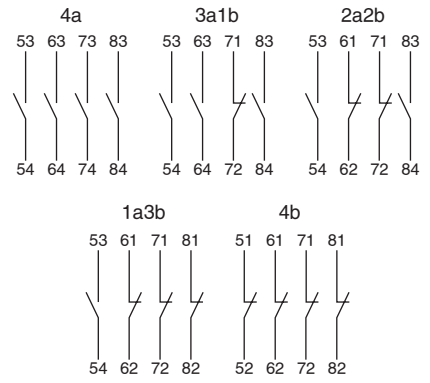
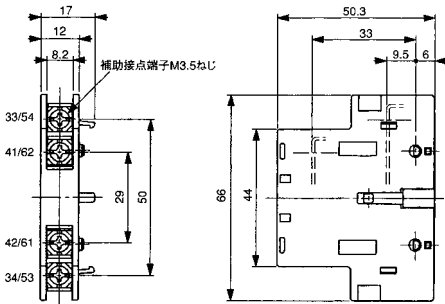
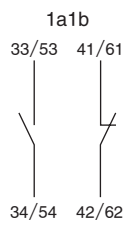


# 補助接点ユニット

単位：mm

外形寸法	穴明寸法	接点構成図
<p><b>AXH-2</b></p>  <p>10.4, 8.2, 補助接点端子M3.5ねじ, 39, 36, 28, 49, 器具符号板, 23, 25, 21.5</p>		 <p>2a: 53, 63, 54, 64                  1a1b: 53, 61, 54, 62                  2b: 51, 61, 52, 62</p>
<p><b>AXH-4</b></p>  <p>10.4, 10.4, 10.4, 8.2, 補助接点端子M3.5ねじ, 39, 36, 29, 49, 器具符号板, 44, 21.5</p>		 <p>4a: 53, 63, 73, 83, 54, 64, 74, 84                  3a1b: 53, 63, 71, 83, 54, 64, 72, 84                  2a2b: 53, 61, 71, 83, 54, 62, 72, 84                  1a3b: 53, 61, 71, 81, 54, 62, 72, 82                  4b: 51, 61, 71, 81, 52, 62, 72, 82</p>
<p><b>AXS-2</b></p>  <p>17, 12, 8.2, 補助接点端子M3.5ねじ, 33/54, 41/62, 29, 50, 42/61, 34/53, 68, 44, 50.3, 33, 9.5, 6</p>		 <p>1a1b: 33/53, 41/61, 34/54, 42/62</p>

電磁接触器

電磁開閉器

補助電磁接触器

操作コイル

サーマルリレー

コルサシマフーバ

資料

外形寸法図