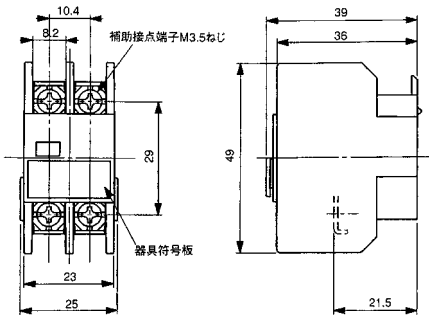
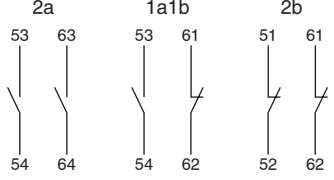
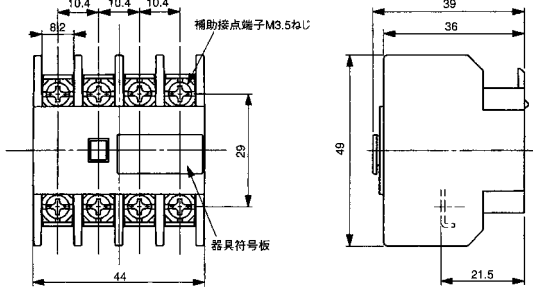
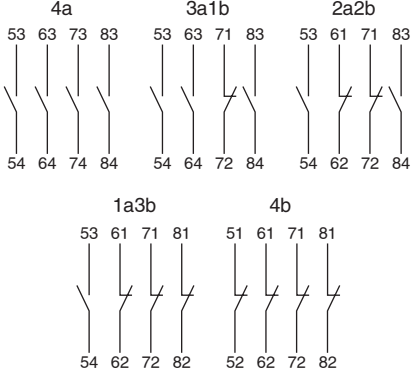
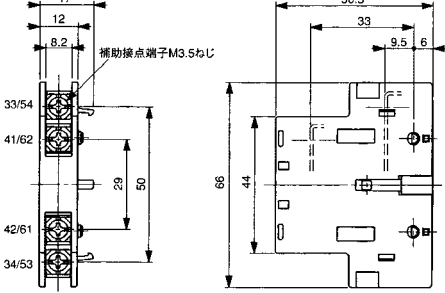
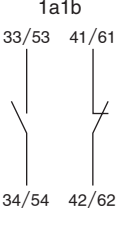


補助接点ユニット

単位：mm

外形寸法	穴明寸法	接点構成図
AXH-2  <p>10.4, 8.2, 補助接点端子M3.5ねじ, 29, 23, 25, 39, 36, 49, 21.5</p>		 <p>2a: 53, 63, 54, 64 1a1b: 53, 61, 54, 62 2b: 51, 61, 52, 62</p>
AXH-4  <p>10.4, 10.4, 10.4, 8.2, 補助接点端子M3.5ねじ, 29, 44, 39, 36, 49, 21.5</p>		 <p>4a: 53, 63, 73, 83, 54, 64, 74, 84 3a1b: 53, 63, 71, 83, 54, 64, 72, 84 2a2b: 53, 61, 71, 83, 54, 62, 72, 84 1a3b: 53, 61, 71, 81, 54, 62, 72, 82 4b: 51, 61, 71, 81, 52, 62, 72, 82</p>
AXS-2  <p>17, 12, 8.2, 補助接点端子M3.5ねじ, 33/54, 41/62, 29, 50, 66, 44, 50.3, 33, 9.5, 6</p>		 <p>1a1b: 33/53, 41/61, 34/54, 42/62</p>

外形寸法図

ケースカバー付電磁開閉器

型式	寸法											mm
	A	B	C	D	E	F	G	H	I	J	d ₃	d ₄
BMP-10H ₂ A (ケースカバー:プラスチック製)	85	65	140	165	12.5	7.5	M4	112	35	25	22	—
BMP-20H ₂ A	110	75	140	175	17.5	17.5	M5	114	35	30	22	—
BMP-25H ₂ A BMP-35H ₂ A BMP-50H ₂ A	150	105	210	255	22.5	22.5	M5	130	50	40	22	28



φd₁, d₂

A, B, F, H, I, J, W, G

Gねじ取付穴×4

ケースカバーの色：マンセル5Y7/1