6.補助電磁接触器 コンタクタリレー

補助電磁接触器

外形寸法	穴明寸法図(mm)	接点構成図

K-4

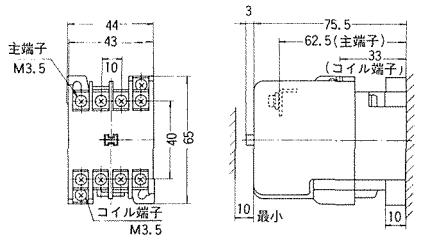

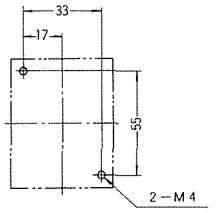

34×48
34×52
35×50も取付可能

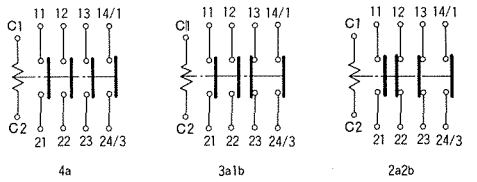

K-5

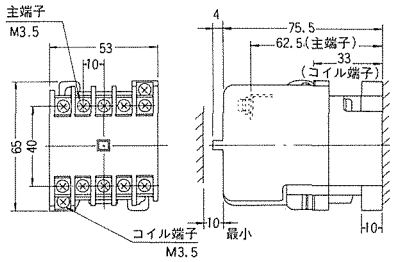

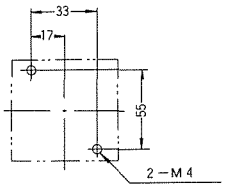

34×48
34×52
35×50も取付可能

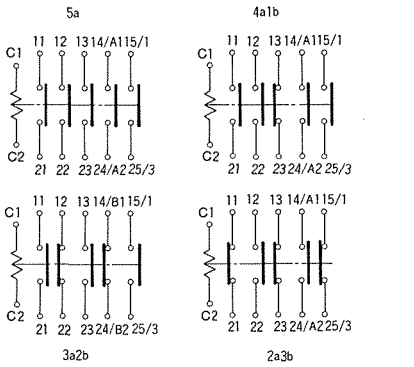

K-6

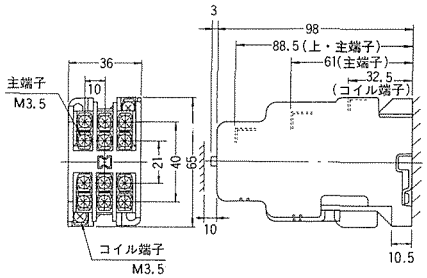

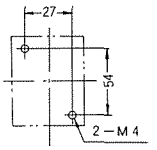

27×52も取付可能

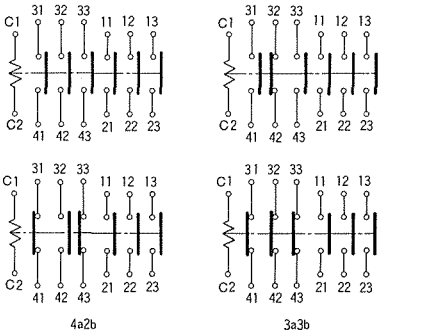

K-8

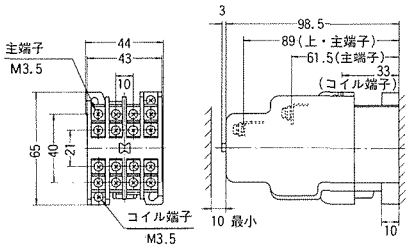

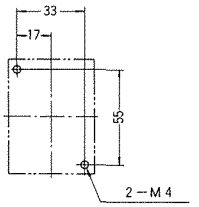

34×48
43×52
35×50も取付可能

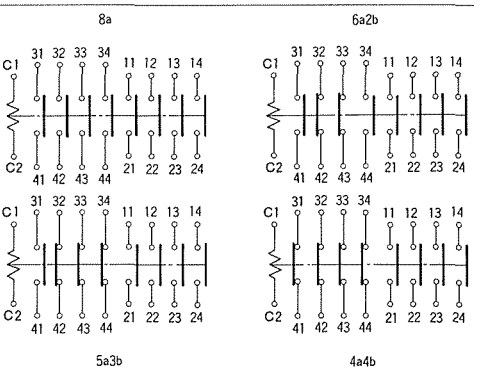

型式 / 寸法	取付間隔(最小)(mm) D	E	F	G	H
K-4	10	10	0	10	0
K-5					
K-6					
K-8					

取付間隔

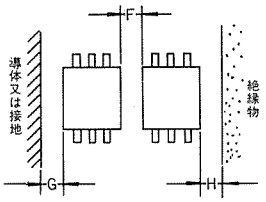

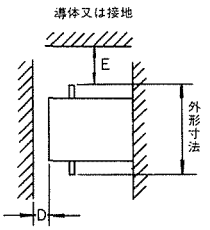

寸法 / 型式	端子 ねじ	端子部(mm) A	B	C
K-4	M3.5	7.8	5.5	4.8
K-5				
K-6				
K-8				
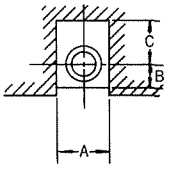
端子部寸法