4 可逆形・電磁開閉器

可逆形・電磁開閉器

外形寸法	穴明寸法図(mm)	接点構成図	端子部寸法(mm)

MR-10BN2

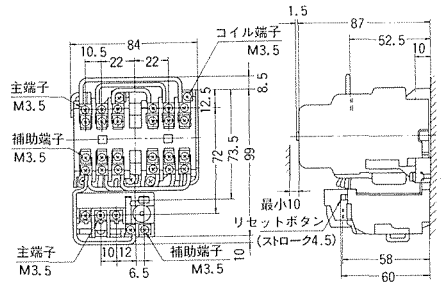

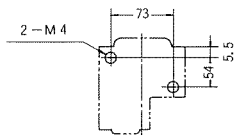

74×53
73×50も
取付可能

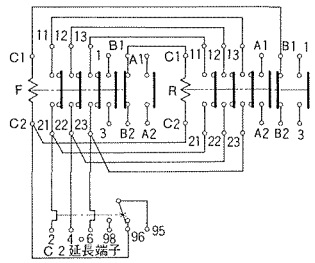

			電磁接触器	サーマルリレー
主回路	端子ねじ		M3.5	M3.5
	端子寸法	A	7.8	7.8
		B	4	6
		C	4.5	4.5
操作回路	端子ねじ		M3.5	M3.5
	端子寸法	A	7.8	7.8
		B	5	4
		C	4.5	4.5

MR-11N2

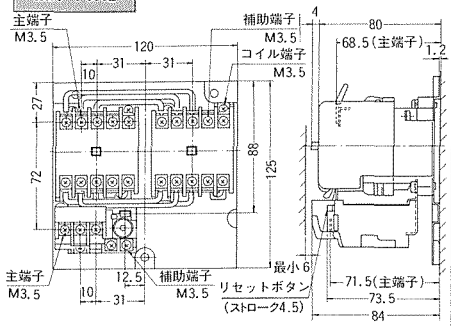

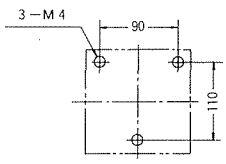

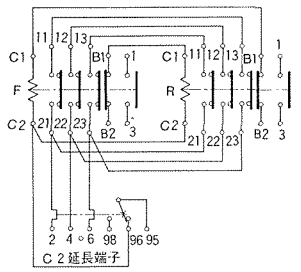

			電磁接触器	サーマルリレー
主回路	端子ねじ		M3.5	M3.5
	端子寸法	A	7.8	7.8
		B	5.5	6
		C	4.8	4.5
操作回路	端子ねじ		M3.5	M3.5
	端子寸法	A	7.8	7.8
		B	5.5	4
		C	4.8	4.5

MR-15N3

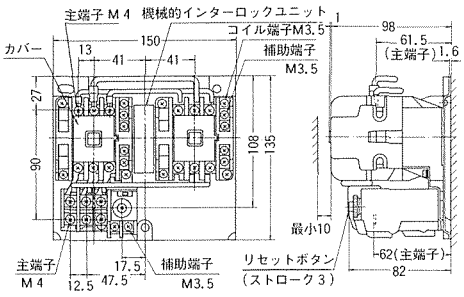

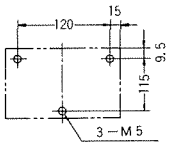

128×115
も取付可能

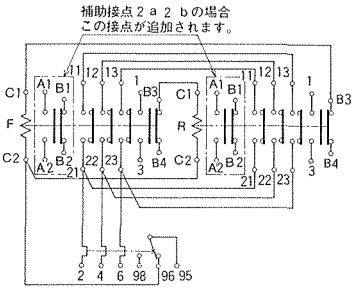

			電磁接触器	サーマルリレー
主回路	端子ねじ		M4	M4
	端子寸法	A	9	9
		B	4.5	5
		C	5.5	5
操作回路	端子ねじ		M3.5	M3.5
	端子寸法	A	7.8	7.8
		B	5.5	4
		C	4.8	4.5

MR-20N3

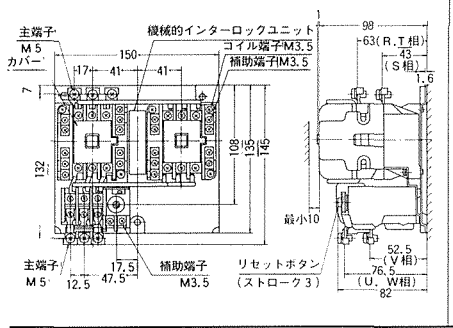

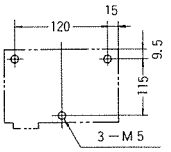

128×115
も取付可能

			電磁接触器	サーマルリレー
主回路	端子ねじ		M5	M5
	端子寸法	A	10	10
		B	6	6
		C	8.5	5.5
操作回路	端子ねじ		M3.5	M3.5
	端子寸法	A	7.8	7.8
		B	5.5	4
		C	4.8	4.5

寸法 / 型式	取付間隔(最小)(mm) D	E	F	G	H
MR-10BN2, MR-11N2	10	15	－	10	5
MR-15N3, MR-20N3	10	15	－	10	5

取付間隔

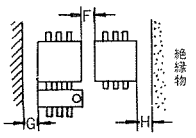

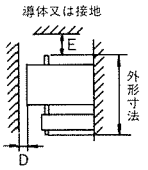

標準接続図

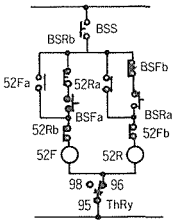
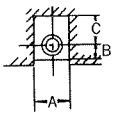
端子部寸法